



HAL
open science

Radiolytic ROS production mechanism under proton flash conditions: combination of experimental and simulation investigation

Vincent Fiegel, Giovanna Rosa Fois, Guillaume Blain, Manon Evin, Quentin Mouchard, Charbel Koumeir, Noël Servagent, Craff Emeline, Mohammad Ghalei, Vincent Métivier, et al.

► To cite this version:

Vincent Fiegel, Giovanna Rosa Fois, Guillaume Blain, Manon Evin, Quentin Mouchard, et al.. Radiolytic ROS production mechanism under proton flash conditions: combination of experimental and simulation investigation. 2nd Flash Radiotherapy and Particle Therapy Conference (FRPT 2022), Nov 2022, Barcelona, Spain. hal-03901615

HAL Id: hal-03901615

<https://imt-atlantique.hal.science/hal-03901615>

Submitted on 15 Dec 2022

HAL is a multi-disciplinary open access archive for the deposit and dissemination of scientific research documents, whether they are published or not. The documents may come from teaching and research institutions in France or abroad, or from public or private research centers.

L'archive ouverte pluridisciplinaire **HAL**, est destinée au dépôt et à la diffusion de documents scientifiques de niveau recherche, publiés ou non, émanant des établissements d'enseignement et de recherche français ou étrangers, des laboratoires publics ou privés.

RADIOLYTIC ROS PRODUCTION MECHANISM UNDER PROTON FLASH CONDITIONS : COMBINATION OF EXPERIMENTAL AND SIMULATION INVESTIGATION

V.Fiegel and G.R.Fois, G.Blain*, M.Evin, Q.Mouchard, C.Koumeir, N.Servagent, E.Craff, M.Ghalei, V.Métivier, F.Poirier, V.Potiron, S.Supiot, F.Haddad, G.Delpon, J.Vandenborre, L.Maigne, S.Chiavassa

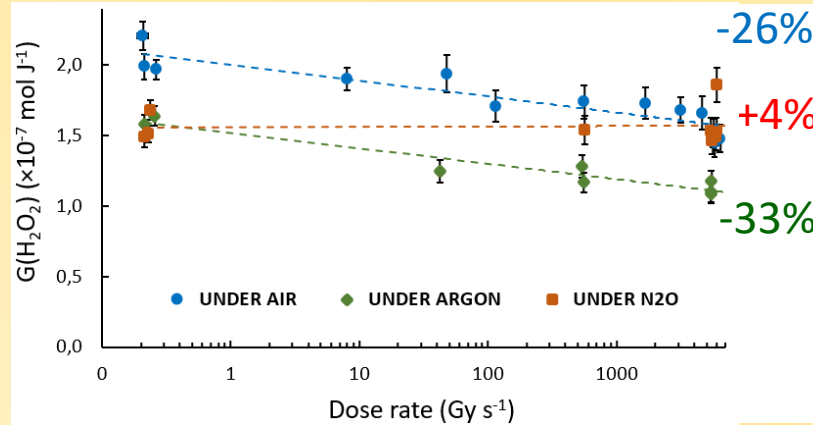
Previous results

Using **pulsed 68MeV H⁺ beam** of the radiobiological platform at **ARRONAX**, a **strong decrease of G(H₂O₂)** with increasing UHDR in the plateau region was shown [1]. By now, a new irradiation cell was designed to control the atmosphere. **Elucidate oxygen and radical recombination roles during the radiochemistry step of pure water UHDR irradiations is now possible.**

Materials and Methods

- 68MeV H⁺ plateau
- Doses : 10 to 80Gy, 3x replicates
- Conv 0,25Gy/s
- Single pulse UHDR 40 to 7kGy/s
- Ghormley's UV-vis H₂O₂ titration protocol
- Pure milliQ Water 18,2MΩ.cm
- Synthetic air (80%N₂ / 20% O₂)
- Saturated with pure argon (No O₂)
- Saturated with pure N₂O (No O₂, e⁻_{hyd} scavenger)

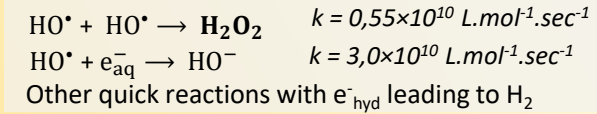
G(H₂O₂) production Yield vs dose rate under 3 atmospheres : O₂, No O₂, e⁻_{hyd} scavenger



Mechanism proposal

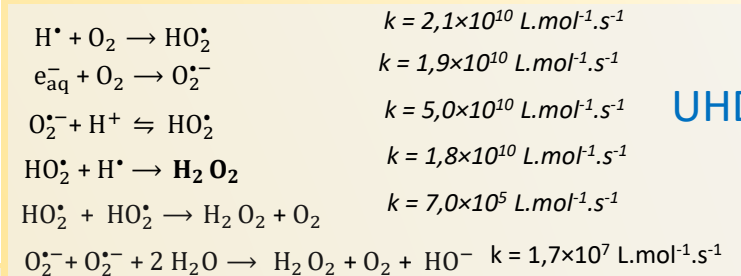
- UHDR boosts HO[•] + e⁻_{aq} → HO⁻ due to better k and diffusion
- e⁻_{hyd} acts like as HO[•] scavenger, leading to less H₂O₂
- In line with reduced G(HO[•]) under UHDR observed in Litt. [2]
- O₂ doesn't affect ROS reduction under UHDR

Under Argon condition, no O₂ : competition



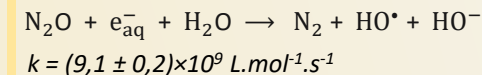
UHDR effect

Under Air condition, O₂ adds this :



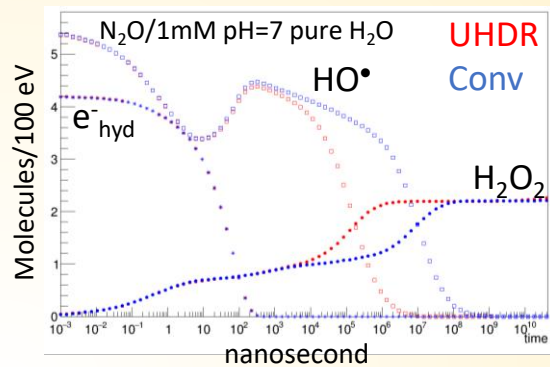
UHDR effect

Under N₂O condition, no O₂, e⁻_{hyd} is scavenged



NO UHDR effect

G4-DNA simulation of UHDR radiolysis with N₂O scavenger



- As a first trial, H₂O₂, HO[•] and hydrated electron G-values along time are obtained until 1 minute
- **Experimental H₂O₂ trend is described by the model, with the same production yield for both UHDR and CONV.**
- The good order of magnitude is calculated.
- Kinetic evolution of radicals for all conditions need to be investigated

Conclusions / Outlook

- ✓ **Key-role of hydrated electron** in the decrease of G(H₂O₂) production yield observed under UHDR condition up to 7kGy/s
- ✓ **No influence of dissolved O₂ on the specific radical recombination process under UHDR**
 - ROS production mechanism under UHDR seems to be driven by radicals diffusion and recombination
- ❑ **Direct hydrated electron detection using time resolved UV-Vis absorption** is in progress, allowing access to kinetic information to be used as input for modeling and mechanism studies
- ❑ G4-DNA modeling improvement started to reach a better experiment-model fit

[1] Blain et al, Radiation Research 198 (3), 318-324

[2] Kusumoto et al, RSC Advances 10:38709-14, 2020