



HAL
open science

Performance Analysis of One-Source-with-One-Helper Transmission over Shadowed κ - μ Fading Multiple Access Channels

Shen Qian, Jiguang He, Xiaobo Zhou, Takamasa Imai, Tad Matrumoto

► **To cite this version:**

Shen Qian, Jiguang He, Xiaobo Zhou, Takamasa Imai, Tad Matrumoto. Performance Analysis of One-Source-with-One-Helper Transmission over Shadowed κ - μ Fading Multiple Access Channels. IET Communications, 2022, 10.1049/cmu2.12402 . hal-03675554

HAL Id: hal-03675554

<https://imt-atlantique.hal.science/hal-03675554>

Submitted on 23 May 2022

HAL is a multi-disciplinary open access archive for the deposit and dissemination of scientific research documents, whether they are published or not. The documents may come from teaching and research institutions in France or abroad, or from public or private research centers.

L'archive ouverte pluridisciplinaire **HAL**, est destinée au dépôt et à la diffusion de documents scientifiques de niveau recherche, publiés ou non, émanant des établissements d'enseignement et de recherche français ou étrangers, des laboratoires publics ou privés.

Performance Analysis of One-Source-with-One-Helper Transmission over Shadowed κ - μ Fading Multiple Access Channels

 ISSN 1751-8644
 doi: 0000000000
 www.ietdl.org

 Shen Qian¹ Jiguang He² Xiaobo Zhou³ Takamasa Imai¹ Tad Matsumoto⁵
¹ Department of Information Systems Creation, Faculty of Engineering, Kanagawa University, Yokohama, Japan

² Technology Innovation Institute, Abu Dhabi, United Arab Emirates

³ Centre for Wireless Communications, University of Oulu, Oulu, Finland

⁴ School of Computer Science and Technology, Tianjin University, Tianjin, China

⁵ IMT Atlantique, Brest, France

* E-mail: shenqian@kanagawa-u.ac.jp

Abstract: We investigate the performance of correlated sources transmission over multiple access shadowed κ - μ fading channels, in which one of the correlated sources needs to be recovered at the destination, whereas the other serves as a helper. We determine the sufficient condition for lossless coding by the intersection of the modified Slepian-Wolf region and the multiple access channel region. The outage probability upper bounds are derived based on the sufficient condition, with the Gaussian codebook capacity and the constellation constrained capacity, respectively. The difference between the outage probabilities derived with the two kinds of capacities is found to be very minor, when the spectrum efficiency or source rate is low; however, with high spectrum efficiency or high source rate, such difference becomes significant. A closed-form outage approximation is also obtained at the high signal-to-noise ratio region. The accuracy of the analytical results is verified by the Monte-Carlo simulations. We find that shadowing significantly affects the outage performance, however, it has no effect on the diversity gain. Furthermore, we study the power allocation between the source and the helper to minimize the outage probability and find that generally more power should be allocated to the helper in the case with higher source-helper correlation.

1 Introduction

With the commercialization of the fifth-generation (5G) network, wireless sensor networks (WSNs) play a vital role in the Internet of Things (IoT) [1], and they are also considered as a promising candidate in the deployment of 6G network [2]. The application of WSNs in IoT provides us many advantages such as city safety, disaster prevention and management, and smart agriculture.

One of the important advantages of WSNs in monitoring is their cooperative effort. A large number of sensor nodes are deployed to collect the data and report it to the fusion center [3]. The information collected by these sensor devices is correlated spatially and/or temporally, and therefore, the data rates of lossless coding for all sensor nodes are determined by the Slepian-Wolf theorem. An asynchronous Slepian-Wolf coding, in which each encoder samples a source sequence with a certain delay, was investigated in [4] and the achievable rate region was found not always coincide with that of the synchronous Slepian-Wolf coding system without any delay. However, in cooperative communication systems, correlated data sequences are transmitted from the source and the relay to the destination, the destination aims only to recover the information sent from the source. This system setup does not perfectly match the Slepian-Wolf theorem which intends to recover the two correlated sources at the destination, whereas, the admissible rate region for the source and relay is accurately determined by the theorem for source coding with side information [5].

Compared with the orthogonal transmission, non-orthogonal transmission over multiple access channel (MAC) has high transmission efficiency and hence improves the throughput and reduces latency significantly [6]. In WSNs with MAC transmission, sensors collect the data and transmit it to the fusion center simultaneously. However, a general necessary and sufficient condition for lossless coding of correlated sources over a MAC is still an open question.

The admissible rate region of transmitting multiple correlated binary sources over a Gaussian MAC was derived in [7]. In [8], the sufficient conditions and necessary conditions for the achievability of a certain distortion pair with Gaussian sources over a MAC with unidirectional conferencing encoders were presented, expressing the distortion pairs as a function of the channel signal-to-noise ratio (SNR) and of the source correlation. Padakandla characterized a set of sufficient conditions of transmitting two distributed correlated sources over MAC and interference channels [9], and extended to the performance analysis of joint source-channel decoding [10].

Zhou *et al.* [11] determined the sufficient condition for correlated sources coding over a quasi-static Rayleigh fading multiple access channel (MAC), considering the sufficient condition for the successful transmissions is that the Slepian-Wolf and MAC regions intersect. He *et al.* [12] calculated the outage probability of independent binary sources over a non-orthogonal multiple access relay channel, depending on the sufficient condition of lossless communication over MAC using a helper. Furthermore, Song *et al.* [13] extended the work of Zhou *et al.* [11] to the case where only one of the sources needs to be recovered at the destination, whereas the other source serves as a helper. Motivated by decision-making systems, where the aim is to make right decisions based on the observations, an approximated, yet accurate, Wyner-Ziv rate region was proposed in [14], allowing distortion in wireless transmission. However, Rayleigh fading with non-line-of-sight components only was assumed in [11–14], and the shadowing during the transmission was ignored.

In the emerging IoT applications, such as surveillance networks or smart agriculture, both line-of-sight (LOS) and non-LOS components co-exist in device-to-device (D2D) communications links, because of the features of mobile device behaviour. Furthermore, as mobile devices are blocked by obstacles such as buildings or vegetation, these links will also be heavily susceptible to possible deep

fading caused by shadowing [15, 16]. To the best of the authors' knowledge, the outage analysis of the correlated sources transmission in shadowed fading with the coexistence of both LOS and non-LOS components has yet to be reported in the literature.

Paris [17] introduced shadowing into κ - μ fading model, a generalized multipath model proposed by Yacoub [18], assuming that the dominant components of all the clusters are subject to random fluctuations. Since the shadowed κ - μ fading is a versatile model which is applicable to various scenarios, such as, channel models for land mobile satellite communications, underwater acoustic communications, body-centric fading communications, and D2D communications [19, 20], it invokes emerging and growing interest in the κ - μ channel model's applicability to shadowed fading. The utilization of the shadowed κ - μ model for characterizing signal reception in D2D communications was validated through field measurements [15]. Bhatnagar [21] characterized the correlated shadowed κ - μ fading model, in terms of probability density function (PDF) and moment generating function. Zhang *et al.* derived the exact and asymptotic expressions of higher-order statistics in low- and high-SNR regimes with shadowed κ - μ fading channels [22]. The effective rate of MISO systems over independent and identically shadowed κ - μ fading channels was derived in [23]. The ergodic capacities and the outage probabilities of two-user NOMA system over shadowed κ - μ fading channels were derived in [24]. Yang *et al.* [25] investigated performance of a power-beacon-assisted multi-input multi-output wireless communication network, assuming that the wireless power transfer link follows the shadowed κ - μ distribution whereas the information transmission link follows the Rayleigh distribution.

The main objective of this paper is to fill the blanks in [11–14] and to theoretically investigate outage probability of correlated source transmission [13], where all the links are assumed to experience a non-homogeneous practical wireless block fading channel delineated by shadowed κ - μ fading [17]. As only one of the correlated sources needs to be recovered losslessly at the destination, the scheme is referred to as one-source-with-one-helper transmission over a fading MAC, with the modified Slepian-Wolf region being defined to determine the admissible rate for source coding. Moreover, in [11–14], Gaussian codebook capacity (GCC) was assumed for describing the relationship between the coding rate and the blockwise instantaneous SNR. However, in practice, instantaneous channel capacity is constrained by specific modulation constellation size, known as the constellation constrained capacity (CCC) [26]. Therefore, it is more reasonable to evaluate the performance of practical systems assuming the transmit symbols are from a finite alphabet set with constellation constrained capacity.

This study contributes to the following areas:

- The outage probability upper bound for the one-source-with-one-helper transmission over shadowed κ - μ fading channels is derived. The sufficient condition for lossless coding is determined by the intersection of the modified Slepian-Wolf region and the MAC region, assuming that the source-channel separation theorem holds. Furthermore, the explicit, yet accurate closed-form outage probability expression is obtained, by approximating the PDF and cumulative distribution function (CDF) of shadowed κ - μ fading in the high SNR region. The accuracy of the approximation and the outage probabilities are verified using the analytical results and Monte-Carlo simulations, respectively. The numerical results indicate that the shadowing significantly affects the outage performance, however, has no impact on the diversity gain.
- The outage probability of the one-source-with-one-helper transmission over MAC with GCC and that with CCC is derived, respectively. The numerical results indicate that the difference between the GCC- and CCC- based outage probabilities is negligible with low spectrum efficiency or low source rate. In contrast, the difference becomes significant when the spectrum efficiency or the source rate becomes high. The effect of shadowing, source-helper correlation, spectrum efficiency and source rate, the number of multipath clusters, and the dominant components of the clusters on the outage performance is investigated.

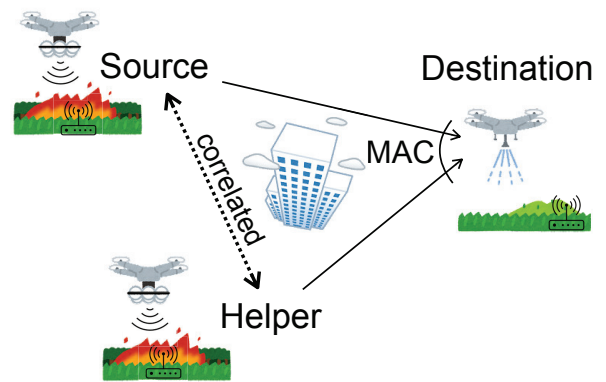


Fig. 1: An one-source-with-one-helper transmission system over MAC.

- Optimal power allocation, under the total transmit power constraint, between the source and the helper is also investigated to achieve the lowest outage probability. With higher source-helper correlation, the more power should be allocated to the helper for the considered system. However, with a large dominant component power ratio in the helper-destination channel, it is more effective to assign more power to the source to achieve a lower outage probability.

The remainder of the paper is organized as follows: Section 2 describes the system model for analysing the one-source-with-one-helper transmission over fading MAC. Section 3 introduces the definition of the admissible rate region, derivation of outage probability, and the asymptotic tendency analyses. Section 4 exhibits the numerical results of the outage probability with accuracy being verified by Monte-Carlo simulations. Finally, Section 5 concludes the paper with some concluding remarks.

2 System Model

2.1 Non-orthogonal MAC Transmission

We consider a simple, one-source-with-one-helper system, as shown in Fig. 1. One source, S communicates with the common destination D with the help of H. The information sequences of the S and H are correlated since they are gathered from the sensors monitoring the same scenario. Non-orthogonal MAC is assumed for cooperative transmission. Therefore, the information of S and H is transmitted to D simultaneously within one time slot.

D performs the joint decoding process by utilizing the correlation between S and H once it receives the signal from the source and the helper. We concentrate only on the recovery of the source information sequence of S.

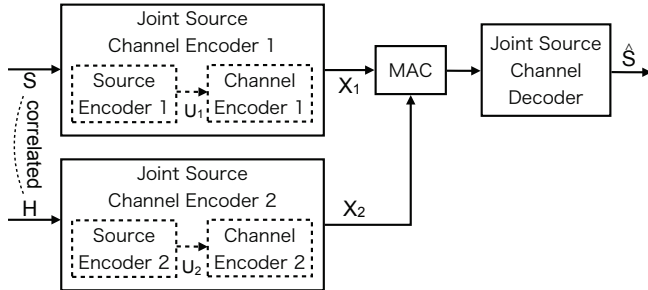
2.2 Coding Model

Let the binary source S be stationary, memoryless, and be drawn from a binary set ($\Omega = \{0, 1\}$) according to a Bernoulli($\frac{1}{2}$) distribution and hence, $\Pr(S = 1) = \Pr(H = 1) = \frac{1}{2}$. The correlation between S and H is described, assuming H takes value from the output of a binary symmetric channel (BSC), with S being the channel input, as in [27]. The complementary parameter of the BSC channel is denoted by p , which also represents the correlation between S and H. More specifically, p indicates the bit flipping probability between S and H, as $S = H \oplus E$, where \oplus denotes the modulo-2 addition and the binary random variable E satisfies $\Pr(E = 1) = p$.

As shown in Fig. 2, S and H are first encoded by their own source encoders, respectively, to representation patterns U_1 and U_2 , which are then encoded to signal sequences X_1 and X_2 for transmitting to D. Table 1 shows the length of information sequences before and after the source and channel encoding. In general, the normalized source rate R^S is smaller than 1 because the redundancy in the

Table 1 Length and Rates of Information sequences

	S and H	U ₁ and U ₂	X ₁ and X ₂
Length	k	ℓ	n
Source rate	$R^s = \frac{\ell}{k}$		
Spectrum efficiency		$R^c = \frac{\ell}{n}$	
Total coding efficiency	$\hat{R} = \frac{k}{n}$		

**Fig. 2:** Abstract model for encoding and decoding of the one-source-with-one-helper transmission over MAC.

length- ℓ codewords is to be removed. R^c is the normalized spectrum efficiency including the channel coding rate and the modulation order multiplicity of the corresponding channel [28]. R^c is greater than 1, as on the contrary redundancy is added to the information sequence (i.e., the output of source encoder) for reliable communications. The total rate of the joint source-channel coding \hat{R} is defined as

$$\hat{R} = \frac{R^c}{R^s}. \quad (1)$$

In the above equation, we assume that Shannon's lossless source-channel separation holds. Note that \hat{R} takes an arbitrary value greater than 0. At the destination, an iterative joint decoding fashion is considered to retrieve S using the source-helper correlation.

2.3 Channel Model

Since MAC is assumed in the transmission, the signal received at D, $y_D[n]$, is expressed as

$$y_D[n] = \sqrt{P_1}h_1x_1[n] + \sqrt{P_2}h_2x_2[n] + n_D[n], \quad (2)$$

respectively, where n indicates the symbol indices, and P_i ($i \in \{1, 2\}$) is the transmit power of the corresponding node. The geometric gain of each link related to the transmission distance is normalized to unity in this discussion. $x_1[n]$ and $x_2[n]$ denote the modulated symbols corresponding to the coded information sequences, transmitted from S and H, respectively. h_i ($i \in \{1, 2\}$) denotes the complex channel gain, and n_D is zero-mean additive white Gaussian noise (AWGN) with the variance of $N_0/2$ per dimension. It is assumed that $\mathbb{E}[|h_i|^2] = 1$ and h_i stays constant over one block duration due to the block fading assumption.

The average and instantaneous SNRs are expressed as $\bar{\gamma}_i = P_i \frac{E_s}{N_0}$ and $\gamma_i = |h_i|^2 \bar{\gamma}_i$, where ($i \in \{1, 2\}$), respectively, with E_s being the transmit power of each symbol. The variations due to shadowing is taken into account since κ - μ shadowing fading is considered.

We also assume that the S-D and H-D links suffer from shadowed κ - μ fading. The PDF of instantaneous SNR with the shadowed κ - μ channel is given by [29]

$$f_{\kappa\mu}(\gamma_i) = \frac{\mu^\mu m^m (1 + \kappa)^\mu}{\Gamma(\mu) \bar{\gamma}_i (\mu\kappa + m)^m} \left(\frac{\gamma_i}{\bar{\gamma}_i}\right)^{\mu-1} \exp\left(-\frac{\mu(1 + \kappa)\gamma_i}{\bar{\gamma}_i}\right) \times {}_1F_1\left(m, \mu; \frac{\mu^2 \kappa (1 + \kappa) \gamma_i}{(\mu\kappa + \mu) \bar{\gamma}_i}\right), \quad (i \in \{1, 2\}) \quad (3)$$

Table 2 Typical Fading Models Related to the κ - μ Shadowed Fading

Fading Model	m	κ	μ
Rayleigh	–	0	1
Rician	∞	K	1
Nakagami- m	–	0	m_N
κ - μ	∞	κ	μ
One-sided Gaussian	∞	0	0.5

where ${}_1F_1(\cdot)$ and $\Gamma(\cdot)$ are the confluent hypergeometric function [30, Section 9.210] and Gamma function, respectively. By normalizing the noise variance to unity, the average SNR $\bar{\gamma}$ is equivalent to the average received power.

We assume LOS shadowed fading where shadowing is introduced in multipath fading by assuming that the dominant component is subject to random variation [17]. Therefore, the parameter m ($m \geq 0$) in (3) and (4) denotes the shadowing severity, where $m = 0$ indicates complete shadowing and $m \rightarrow \infty$ corresponds to no shadowing in the resultant dominant component. κ denotes the ratio between the power of the dominant component to the total power of the scattered components, and μ is the number of multipath clusters. Usually, μ is a natural number. However, it can be extended to a non-negative real number as noted in [18].

The CDF of γ_i with shadowed κ - μ fading is given by

$$F_{\kappa\mu}(\gamma_i) = \frac{\mu^{\mu-1} m^m (1 + \kappa)^\mu}{\Gamma(\mu) (\mu\kappa + m)^m} \left(\frac{1}{\bar{\gamma}_i}\right)^\mu \times \Phi_2\left(\mu - m, m; \mu + 1; \frac{-\mu(1 + \kappa)\gamma_i}{\bar{\gamma}_i}, \frac{-\mu(1 + \kappa)m\gamma_i}{\bar{\gamma}_i(\mu\kappa + m)}\right), \quad (4)$$

where $\Phi_2(\cdot)$ is the bivariate confluent hypergeometric function.

By specializing the parameters m , κ , and μ in (3) and (4), some typical fading models, that is, one-side Gaussian, Rayleigh, Nakagami- m , Rician, κ - μ , and Rician can be obtained from the κ - μ shadowed fading [17, 31], shown in Table 2. K and m_N in Table 2 stand for K factor and shape factor in Rician and Nakagami- m fading, respectively.

3 Outage Probability Analyses

3.1 Admissible Rate Regions

According to Shannon's source-channel separation theorem [5], since the source coding is independent from the channel characteristics and the channel coding is independent from the distribution of the source, the joint source-channel coding for X_1 and X_2 can be separated into a two-stage scheme: MAC description and distributed source coding.

The achievable capacity region of the MAC, \mathbb{R}^{MAC} , is defined as a closure of the convex hull of the rate pair $(R_1^c$ and $R_2^c)$ satisfying

$$\begin{cases} R_1^c & \leq C(\gamma_1), \\ R_2^c & \leq C(\gamma_2), \\ R_1^c + R_2^c & \leq C(\gamma_1 + \gamma_2), \end{cases} \quad (5)$$

where $C(\gamma_i) = \log_2(1 + \gamma_i)$ ($i \in \{1, 2\}$) is the channel capacity with the instantaneous SNR γ_i . Dividing both sides of (5) with \hat{R} according to source-channel separation theorem, we obtain

$$\begin{cases} R_1^s = \frac{R_1^c}{\hat{R}} & \leq \frac{C(\gamma_1)}{\hat{R}}, \\ R_2^s = \frac{R_2^c}{\hat{R}} & \leq \frac{C(\gamma_2)}{\hat{R}}, \\ R_1^s + R_2^s & \leq \frac{C(\gamma_1 + \gamma_2)}{\hat{R}}. \end{cases} \quad (6)$$

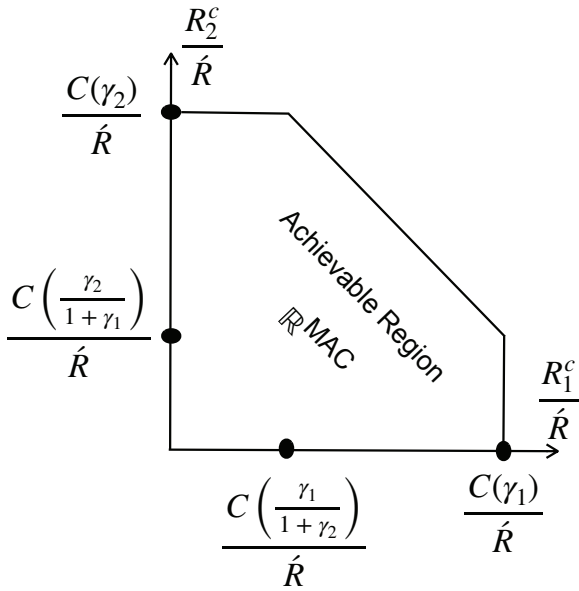


Fig. 3: Achievable region \mathbb{R}^{MAC} of MAC transmission.

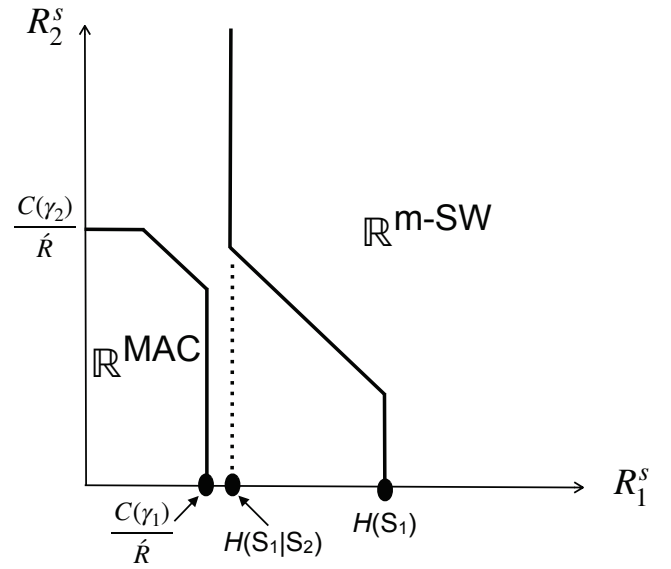


Fig. 5: Outage case 1, when $\frac{C(\gamma_1)}{\hat{R}} < H(S|H)$.

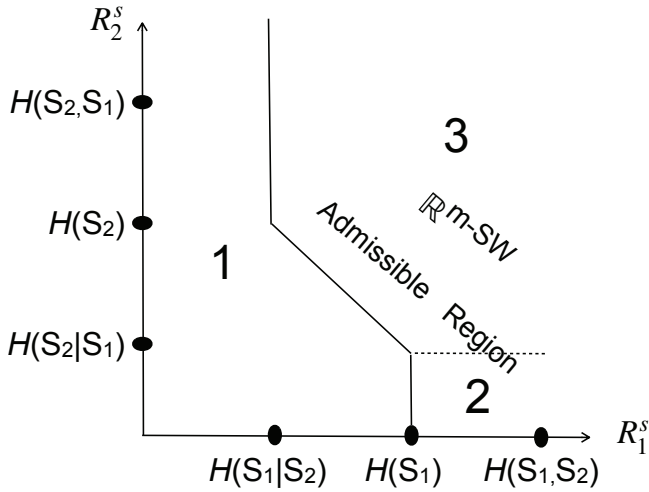


Fig. 4: Admissible region $\mathbb{R}^{\text{m-SW}}$ specified with Slepian-Wolf theorem.

The region is illustrated as a bounded pentagonal, as shown in Fig. 3. For the sake of brevity, we assume that $\hat{R} = \hat{R}_1 = \hat{R}_2$, where $\hat{R}_1 = \frac{R_1^c}{\hat{R}_1^s}$ and $\hat{R}_2 = \frac{R_2^c}{\hat{R}_2^s}$.

For the lossless distributed source coding problem, according to the Slepian-Wolf theorem [32], the rate pair $(R_1^s$ and $R_2^s)$ must satisfy the following inequalities:

$$\begin{cases} R_1^s & \geq H(S|H), \\ R_2^s & \geq H(H|S), \\ R_1^s + R_2^s & \geq H(S, H), \end{cases} \quad (7)$$

where $H(\cdot|\cdot)$ and $H(\cdot, \cdot)$ denote the conditional and the joint entropy, respectively. If the rate pair $(R_1^s$ and $R_2^s)$ falls outside the admissible region as shown in Fig. 4, which can be divided into two areas 1 and 2, the decoder cannot guarantee the reconstruction of S and H with arbitrarily small error probability. Since S and H follow Bernoulli($\frac{1}{2}$) distribution and H is the flipped version of S, we have $H(S) = H(H) = 1$, $H(S|H) = H(H|S) = H(p)$, and $H(S, H) = H(H) + H(S|H) = H(S) + H(H|S) = 1 + H(p)$, where $H(p) = -p \log_2(p) - (1-p) \log_2(1-p)$ is the binary entropy function.

Since we consider only the case where only S needs to be recovered at the destination, area 2 in Fig. 4 is also part of the admissible rate region. Hence, the inequalities in (7) are rewritten as

$$R_1^s \geq \begin{cases} H(S|H), & \text{for } H(H) \leq R_2^s \\ H(H, S) - R_2^s, & \text{for } H(H|S) \leq R_2^s \leq H(H) \\ H(S), & \text{for } 0 \leq R_2^s \leq H(S|H), \end{cases} \quad (8)$$

which is referred to as the modified Slepian-Wolf region $\mathbb{R}^{\text{m-SW}}$.

Even though the accurate admissible rate region for one-source-with-one-helper transmission is determined by the source coding with side information theorem, the Slepian-Wolf theorem can replace the source coding with side information theorem as a linear approximation, without losing the accuracy for calculating the outage probability, as shown in [33]. Therefore, the analytical results in this work are regarded as upper bounds for the performance of the practical signalling schemes.

Then, the sufficient conditions for lossless coding of S and H over MAC can be written as

$$\begin{cases} H(S|H) \leq R_1^s \leq \frac{C(\gamma_1)}{\hat{R}}, \\ H(H|S) \leq R_2^s \leq \frac{C(\gamma_2)}{\hat{R}}, \\ H(S, H) \leq (R_1^s + R_2^s) \leq \frac{C(\gamma_1 + \gamma_2)}{\hat{R}}, \end{cases} \quad (9)$$

by a joint consideration of MAC rate region defined in (5) and modified Slepian-Wolf region defined in (8). The above equation indicates that \mathbb{R}^{MAC} and $\mathbb{R}^{\text{m-SW}}$ should intersect with each other to guarantee the success of the one-source-with-one-helper transmission over MAC.

Since the source-channel separation theorem holds for point-to-point transmission and is not optimal in general, (9) is only the sufficient but not necessary condition for transmitting one source with one helper over a MAC with arbitrary small error probability. This also leads to that the derived expression is the upper bound of outage probability as in [34].

3.2 Outage Probability Calculation

For an outage event, D can not guarantee the reconstruction of S with an arbitrarily small error probability when \mathbb{R}^{MAC} and $\mathbb{R}^{\text{m-SW}}$ do not have an intersection, that is, $\mathbb{R}^{\text{MAC}} \cap \mathbb{R}^{\text{m-SW}} = \emptyset$. The outage event

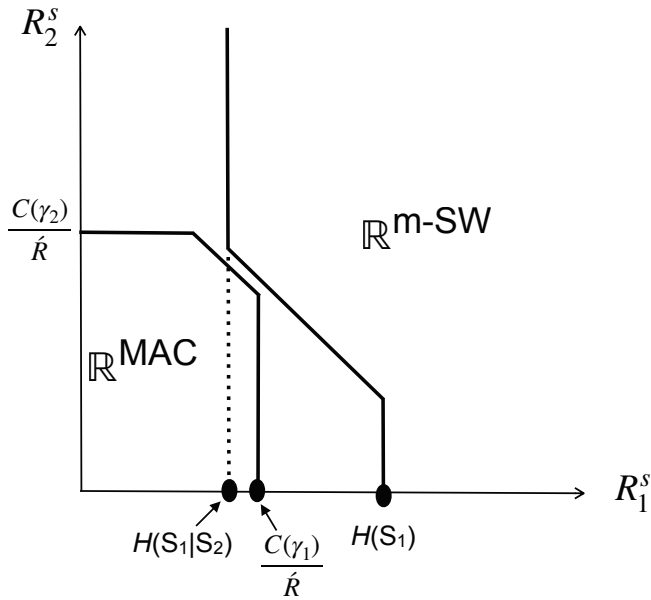


Fig. 6: Outage case 2, when $\frac{C(\gamma_1)}{R} \geq H(S|H)$.

can be divided into two cases:

$$\text{case 1 : } \frac{C(\gamma_1)}{R} < H(S|H) \text{ and case 2 : } \frac{C(\gamma_1)}{R} \geq H(S|H), \quad (10)$$

as shown in Figs. 5 and 6, respectively. In case 1, since $\frac{C(\gamma_1)}{R}$ is smaller than $H(S|H)$, the outage always happens regardless of the value of $\frac{C(\gamma_2)}{R}$. However, in case 2, the outage occurs only if $\frac{C(\gamma_1 + \gamma_2)}{R} < H(S, H)$. Since $\frac{C(\gamma_1)}{R} < H(S|H)$ and $\frac{C(\gamma_1)}{R} \geq H(S|H)$ are distinctive, the outage probability P^{out} of the one-source-with-one-helper transmission over MAC is expressed as

$$P^{\text{out}} = P_{\text{case 1}}^{\text{out}} + P_{\text{case 2}}^{\text{out}}, \quad (11)$$

where

$$P_{\text{case 1}}^{\text{out}} = \Pr \left\{ \frac{C(\gamma_1)}{R} < H(S|H), \frac{C(\gamma_2)}{R} \geq 0 \right\} \quad (12)$$

and

$$P_{\text{case 2}}^{\text{out}} = \Pr \left\{ H(S|H) \leq \frac{C(\gamma_1)}{R} \leq H(S), \frac{C(\gamma_1 + \gamma_2)}{R} \leq H(S, H) \right\}. \quad (13)$$

3.3 Outage Derivation with GCC

With the assumption that Gaussian code book is used, the relationship between the instantaneous channel SNR γ_i ($i \in \{1, 2\}$) and the rate \hat{R} is written as

$$\hat{R} \times H(S) = \log_2(1 + \gamma_1), \quad (14)$$

$$\hat{R} \times H(H) = \log_2(1 + \gamma_2). \quad (15)$$

Then, with the assumption that each link experiences statistically independent block κ - μ shadowed fading, the outage probability is

written as

$$\begin{aligned} P_{\text{case 1}}^{\text{out}} &= \Pr \left\{ \frac{C(\gamma_1)}{R} < H(S|H), \frac{C(\gamma_2)}{R} \geq 0 \right\} \\ &= \Pr \left\{ 0 \leq \gamma_1 < \left(2^{\hat{R}H(S|H)} - 1 \right), \gamma_2 \geq 0 \right\} \\ &= \int_0^{2^{\hat{R}H(S|H)} - 1} f_{\kappa\mu}(\gamma_1) \int_0^\infty f_{\kappa\mu}(\gamma_2) d\gamma_2 d\gamma_1 \\ &= \frac{\mu^{\mu-1} m^m (1 + \kappa)^\mu}{\Gamma(\mu)(\mu\kappa + m)^m} \left(\frac{1}{\bar{\gamma}_1} \right)^\mu \\ &\quad \times \Phi_2 \left(\mu - m, m; \mu + 1; -\frac{\mu(1 + \kappa) \left(2^{\hat{R}H(S|H)} - 1 \right)}{\bar{\gamma}_1}, \right. \\ &\quad \left. -\frac{\mu(1 + \kappa)m \left(2^{\hat{R}H(S|H)} - 1 \right)}{\bar{\gamma}_1(\mu\kappa + m)} \right) \end{aligned} \quad (16)$$

and

$$\begin{aligned} P_{\text{case 2}}^{\text{out}} &= \Pr \left\{ H(S|H) \leq \frac{C(\gamma_1)}{R} \leq H(S), \frac{C(\gamma_1 + \gamma_2)}{R} \leq H(S, H) \right\} \\ &= \Pr \left\{ \left(2^{\hat{R}H(S|H)} - 1 \right) \leq \gamma_1 \leq \left(2^{\hat{R}H(S)} - 1 \right), \right. \\ &\quad \left. 0 \leq \gamma_2 \leq \left(2^{\hat{R}H(S, H)} - 1 - \gamma_1 \right) \right\} \\ &= \int_{2^{\hat{R}H(S|H)} - 1}^{2^{\hat{R}H(S)} - 1} f_{\kappa\mu}(\gamma_1) \int_0^{2^{\hat{R}H(S, H)} - 1 - \gamma_1} f_{\kappa\mu}(\gamma_2) d\gamma_2 d\gamma_1 \\ &= \int_{2^{\hat{R}H(S|H)} - 1}^{2^{\hat{R}H(S)} - 1} \frac{\mu^{\mu-1} m^m (1 + \kappa)^\mu}{\Gamma(\mu)(\mu\kappa + m)^m} \left(\frac{1}{\bar{\gamma}_2} \right)^\mu \\ &\quad \times \Phi_2 \left(\mu - m, m; \mu + 1; -\frac{\mu(1 + \kappa) \left(2^{\hat{R}H(S, H)} - 1 - \gamma_1 \right)}{\bar{\gamma}_2}, \right. \\ &\quad \left. -\frac{\mu(1 + \kappa)m \left(2^{\hat{R}H(S, H)} - 1 - \gamma_1 \right)}{\bar{\gamma}_2(\mu\kappa + m)} \right) \\ &\quad \times \frac{\mu^\mu m^m (1 + \kappa)^\mu}{\Gamma(\mu)\bar{\gamma}_1(\mu\kappa + m)^m} \left(\frac{\gamma_1}{\bar{\gamma}_1} \right)^{\mu-1} \exp \left(-\frac{\mu(1 + \kappa)\gamma_1}{\bar{\gamma}_1} \right) \\ &\quad \times {}_1F_1 \left(m, \mu; \frac{\mu^2 \kappa(1 + \kappa)\gamma_1}{(\mu\kappa + \mu)\bar{\gamma}_1} \right) d\gamma_1. \end{aligned} \quad (17)$$

The outage probabilities in (16) and (17) can be calculated by a set of double integrals corresponding to the admissible rate region with respect to the PDFs of the instantaneous SNRs of the transmission channels, with accurate calculation error control, according to the algorithm for approximately calculating the integral over generalized rectangles and sectors [35]. The computational complexity evaluation of the analytical expressions is left as future work.

3.4 Asymptotic Tendency Analyses

3.4.1 Independent case: When S and H are completely independent, the bit flipping probability $p = 0.5$ and $H(S|H) = H(H|S) = H(H) = H(S) = 1$ based on the binary source assumption. Therefore, $P_{\text{case 2}}^{\text{out}} = 0$ and hence, the outage probability is determined by $P_{\text{case 1}}^{\text{out}}$ only. From (16), the H-D link has no effect on $P_{\text{case 1}}^{\text{out}}$, and hence the outage probability is equivalent to that of a single S-D link transmission system without any help from H. Therefore, no diversity can be achieved in this case.

3.4.2 Fully correlated case: When S and H are fully correlated, the bit flipping probability $p = 0$ and $H(S|H) = H(H|S) = 0$. Therefore, $P_{\text{case 1}}^{\text{out}} = 0$ according to (16). In this case, the outage probability is determined only by $P_{\text{case 2}}^{\text{out}}$. The second order diversity is achieved in this case, as shown in Fig. 8 in Section 4.

3.4.3 Large average SNR case: When $\bar{\gamma}_1 \rightarrow \infty$ and $\bar{\gamma}_2 \rightarrow \infty$, the value of the confluent hypergeometric function ${}_1F_1(\cdot)$ and the bivariate confluent hypergeometric function $\Phi_2(\cdot)$ in (3) and (4) reach unity, respectively. Therefore, the asymptotic behaviour of the outage probability is expressed as

$$\begin{aligned} p^{\text{out}} &\sim \frac{\mu^{\mu-1} m^m (1+\kappa)^\mu}{\Gamma(\mu)(\mu\kappa+m)^m} \left(\frac{1}{\bar{\gamma}_1}\right)^\mu \\ &+ \frac{\mu^{\mu-1} m^m (1+\kappa)^\mu}{\Gamma(\mu)(\mu\kappa+m)^m} \left(\frac{1}{\bar{\gamma}_2}\right)^\mu \frac{\mu^\mu m^m (1+\kappa)^\mu}{\Gamma(\mu)\bar{\gamma}_1(\mu\kappa+m)^m} \\ &\times \left[\bar{\gamma}_1 \frac{1}{\mu^\mu (\kappa+1)^\mu} \Gamma\left(\mu, \frac{\mu(1+\kappa)(2^{\hat{R}H(S|H)} - 1)}{\bar{\gamma}_1}\right) \right. \\ &\left. - \bar{\gamma}_1 \frac{1}{\mu^\mu (\kappa+1)^\mu} \Gamma\left(\mu, \frac{\mu(1+\kappa)(2^{\hat{R}H(S)} - 1)}{\bar{\gamma}_1}\right) \right], \quad (18) \end{aligned}$$

where $\Gamma(\cdot, \cdot)$ is the upper incomplete gamma function.

3.5 Diversity Order and Coding Gain

In the case of the channel variations of the S-D and H-D links following Rayleigh distributions ($\kappa = 0$ and $\mu = 1$ in shadowed κ - μ fading), by setting the geometric gain of each link to identical and replacing $\bar{\gamma}_1$ and $\bar{\gamma}_2$ with a generic $\bar{\gamma}$, corresponding to S-D and H-D links have the same distance, the outage expression reduces to

$$\begin{aligned} p^{\text{out}} &= 1 - \exp\left\{ \int_{2^{\hat{R}H(S|H)} - 1}^{2^{\hat{R}H(S)} - 1} \frac{1}{\bar{\gamma}} \exp\left(\frac{\gamma_1}{\bar{\gamma}}\right) \right. \\ &+ \left. \left[1 - \exp\left(\frac{2^{\hat{R}H(S,H)} - 1 - \gamma_1}{\bar{\gamma}}\right) \right] \right\} \\ &\approx \frac{2^{\hat{R}H(S|H)} - 1 + (2^{\hat{R}H(S,H)} - 1) (2^{\hat{R}H(S)} - 2^{\hat{R}H(S,H)} - 2)}{\bar{\gamma}^2}, \quad (19) \end{aligned}$$

where the approximation

$$\exp(-x) = \sum_{n=0}^{\infty} \frac{(-x)^n}{n!} \approx 1 - x \quad (20)$$

has been made, as in [36], assuming high average SNR regime. With this approximation, (19) can be expressed as:

$$p^{\text{out}} = (G_c \times \bar{\gamma})^{-G_d}, \quad (21)$$

where $G_d = 2$ and

$$G_c = \frac{1}{\sqrt{2^{\hat{R}H(S|H)} - 1 + (2^{\hat{R}H(S,H)} - 1) (2^{\hat{R}H(S)} - 2^{\hat{R}H(S,H)} - 2)}} \quad (22)$$

are the diversity order and the coding gain[37], respectively. Since the coding gain appears in the form of the parallel shift of the outage curves and the diversity order represents the outage curves decay, the derived outage probability in Rayleigh fading (corresponding to $\kappa = 0$ and $\mu = 1$ in shadowed κ - μ fading) serves as a design reference for practical communication system performance.

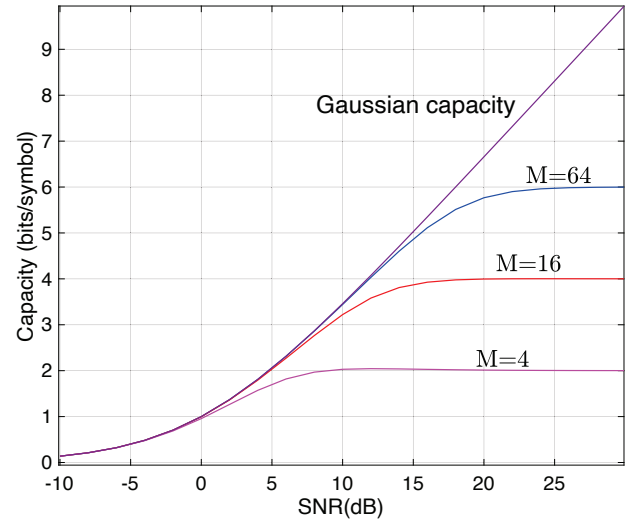


Fig. 7: Comparison of the Gaussian codebook capacity (GCC) and constellation constrained capacity (CCC).

Eq. (22) indicates that the coding gain depends on the total rate of the joint source-channel coding \hat{R} and the correlation between the source and the helper. The generic explicit expression derivation for the diversity order and the coding gain in shadowed κ - μ fading may be challenging due to the integrals with the confluent hypergeometric functions, which is left as a future study.

3.6 Outage Derivation with CCC

In this section, we derived the outage probability of the one-source-with-one-helper transmission over MAC with CCC assumption. Since there is no closed-form expression for calculating the explicit CCC, with an approximated equation of CCC [34], the relationship between the instantaneous channel SNR γ_i ($i \in \{1, 2\}$) and the rate \hat{R} is written as

$$\begin{cases} \hat{R} \times H(S) = C(\gamma_1) = \log_2(1 + \gamma_1) - \frac{1}{2} \log_2 \left[1 + \left(\frac{\gamma_1}{M}\right) \right] \\ \hat{R} \times H(H) = C(\gamma_2) = \log_2(1 + \gamma_2) - \frac{1}{2} \log_2 \left[1 + \left(\frac{\gamma_2}{M}\right) \right] \end{cases} \quad (23)$$

with M -ary quadrature amplitude modulation(QAM) to facilitate the outage calculation. The inverse function of (23) is written as

$$\begin{cases} \gamma_1 = C_{\text{cc}}^{-1}[\hat{R}H(S)] = \frac{M 2^{\hat{R}H(S)} \sqrt{M^2 - 4^{\hat{R}H(S)} + 1} - M^2}{M^2 - 4^{\hat{R}H(S)}} \\ \gamma_2 = C_{\text{cc}}^{-1}[\hat{R}H(H)] = \frac{M 2^{\hat{R}H(H)} \sqrt{M^2 - 4^{\hat{R}H(H)} + 1} - M^2}{M^2 - 4^{\hat{R}H(H)}} \end{cases} \quad (24)$$

Fig. 7 shows that in the low SNR region the difference between GCC and CCC is very small. Whereas, in the high SNR region, the difference between GCC and CCC becomes significant. The approximated CCC has been evaluated in [34] which demonstrates that (23) is very accurate to represent CCC.

Then, the outage probability with CCC can be calculated as

$$\begin{aligned} P_{\text{case 1}}^{\text{out-ccc}} &= \int_0^{C_{\text{cc}}^{-1}[\hat{R}H(S|H)]} f_{\kappa\mu}(\gamma_1) \int_0^\infty f_{\kappa\mu}(\gamma_2) d\gamma_2 d\gamma_1 \\ &= \frac{\mu^{\mu-1} m^m (1+\kappa)^\mu}{\Gamma(\mu)(\mu\kappa+m)^m} \left(\frac{1}{\bar{\gamma}_1}\right)^\mu \\ &\quad \times \Phi_2 \left(\mu - m, m; \mu + 1; -\frac{\mu(1+\kappa) \left(C_{\text{cc}}^{-1}[\hat{R}H(S|H)]\right)}{\bar{\gamma}_1} \right), \\ &\quad - \frac{\mu(1+\kappa)m \left(\hat{R}H(S|H) - 1\right)}{\bar{\gamma}_1(\mu\kappa+m)} \end{aligned} \quad (25)$$

and

$$\begin{aligned} P_{\text{case 2}}^{\text{out-ccc}} &= \int_{C_{\text{cc}}^{-1}[\hat{R}H(S|H)]}^{C_{\text{cc}}^{-1}[\hat{R}H(S)]} f_{\kappa\mu}(\gamma_1) d\gamma_1 \\ &\quad \times \int_0^{C_{\text{cc}}^{-1}[\hat{R}H(S,H)] - \gamma_1} f_{\kappa\mu}(\gamma_2) d\gamma_2 \\ &= \int_{C_{\text{cc}}^{-1}[\hat{R}H(S|H)]}^{C_{\text{cc}}^{-1}[\hat{R}H(S)]} \frac{\mu^{\mu-1} m^m (1+\kappa)^\mu}{\Gamma(\mu)(\mu\kappa+m)^m} \left(\frac{1}{\bar{\gamma}_2}\right)^\mu \\ &\quad \times \Phi_2 \left(\mu - m, m; \mu + 1; -\frac{\mu(1+\kappa) \left(2^{\hat{R}H(S,H)} - 1 - \gamma_1\right)}{\bar{\gamma}_2} \right) \\ &\quad - \frac{\mu(1+\kappa)m \left(C_{\text{cc}}^{-1}[\hat{R}H(S,H)] - \gamma_1\right)}{\bar{\gamma}_2(\mu\kappa+m)} \\ &\quad \times \frac{\mu^\mu m^m (1+\kappa)^\mu}{\Gamma(\mu)\bar{\gamma}_1(\mu\kappa+m)^m} \left(\frac{\gamma_1}{\bar{\gamma}_1}\right)^{\mu-1} \exp\left(-\frac{\mu(1+\kappa)\gamma_1}{\bar{\gamma}_1}\right) \\ &\quad \times {}_1F_1 \left(m, \mu; \frac{\mu^2 \kappa(1+\kappa)\gamma_1}{(\mu\kappa+\mu)\bar{\gamma}_1} \right) d\gamma_1. \end{aligned} \quad (26)$$

Note that the theoretical derivation of outage probability is based on the modified Slepian-Wolf region and the MAC region, and presumed infinite frame length, which results in the derived outage probabilities being the upper bounds of the practical numerical results. Therefore, the derived outage probability can serve as a reference limit in practical coding/decoding design for transmitting one source with one helper over a fading MAC.

3.7 Optimal Power Allocation Analyses

In this subsection, the total transmit power of the system is assumed to be fixed as \hat{P} . Then, we have

$$\begin{cases} P_1 + P_2 = \hat{P} \\ P_1/\hat{P} = \alpha \\ P_2/\hat{P} = 1 - \alpha \end{cases} \quad (27)$$

where the P_1 and P_2 are the average transmit powers for S and H, respectively, and α is the ratio of the transmit power allocated for S, and the value is kept constant within a block duration, under the block fading assumption.

The optimization problem with regard to α can be formulated as

$$\begin{aligned} \alpha^* &= \arg \min_k P_{\text{out}}(\alpha) \\ \text{subject to:} & \quad \alpha \in (0, 1). \end{aligned} \quad (28)$$

This section aims to find the optimal α^* that minimizes the outage probability. By the normalized noise variance of the both channels

to the unity, the outage probability expressions in (16) and (17) are rewritten as

$$\begin{aligned} P_{\text{case 1}}^{\text{out}} &= \frac{\mu^{\mu-1} m^m (1+\kappa)^\mu}{\Gamma(\mu)(\mu\kappa+m)^m} \left(\frac{1}{\alpha\hat{P}}\right)^\mu \\ &\quad \times \Phi_2 \left(\mu - m, m; \mu + 1; -\frac{\mu(1+\kappa) \left(2^{\hat{R}H(S|H)} - 1\right)}{\alpha\hat{P}} \right), \\ &\quad - \frac{\mu(1+\kappa)m \left(\hat{R}H(S|H) - 1\right)}{\alpha\hat{P}(\mu\kappa+m)} \end{aligned} \quad (29)$$

and

$$\begin{aligned} P_{\text{case 2}}^{\text{out}} &= \int_{2^{\hat{R}H(S|H)} - 1}^{2^{\hat{R}H(S)} - 1} \frac{\mu^{\mu-1} m^m (1+\kappa)^\mu}{\Gamma(\mu)(\mu\kappa+m)^m} \left(\frac{1}{(1-\alpha)\hat{P}}\right)^\mu \\ &\quad \times \Phi_2 \left(\mu - m, m; \mu + 1; -\frac{\mu(1+\kappa) \left(2^{\hat{R}H(S,H)} - 1 - \gamma_1\right)}{(1-\alpha)\hat{P}} \right), \\ &\quad - \frac{\mu(1+\kappa)m \left(2^{\hat{R}H(S,H)} - 1 - \gamma_1\right)}{(1-\alpha)\hat{P}(\mu\kappa+m)} \\ &\quad \times \frac{\mu^\mu m^m (1+\kappa)^\mu}{\Gamma(\mu)\bar{\gamma}_1(\mu\kappa+m)^m} \left(\frac{\gamma_1}{\alpha\hat{P}}\right)^{\mu-1} \exp\left(-\frac{\mu(1+\kappa)\gamma_1}{\alpha\hat{P}}\right) \\ &\quad \times {}_1F_1 \left(m, \mu; \frac{\mu^2 \kappa(1+\kappa)\gamma_1}{(\mu\kappa+\mu)\alpha\hat{P}} \right) d\gamma_1, \end{aligned} \quad (30)$$

which are used to determine the effect of the power allocation ratio α on the outage performance. Due to the existence of the confluent hypergeometric function $\Phi_2(\cdot)$ in (29) and the bivariate confluent hypergeometric function ${}_1F_1(\cdot)$ in (30), the generic closed-form expressions derivation for the optimal power allocation problem may be challenging and the convexity of the expressions (29) and (30) is difficult to prove. Therefore, the analytical results of the optimal power allocation problem are obtained numerically and provided in the next section.

4 Numerical Results

In this section, we present the numerical results to verify the accuracy of the outage probability upper bound. We assume half-rate memory-1 code and binary phase shift keying (BPSK) in the transmission. Therefore, the total joint coding rate \hat{R} is set as $\hat{R} = 0.5$.

Fig. 8 shows the theoretical outage probability against the average SNR with the parameter p varying from 0 to 0.5. The outage probability of correlated sources transmission over orthogonal channels [27] are presented as benchmark schemes. The average SNRs of the S-D and H-D links are assumed to be the same. We observe from the outage curves that orthogonal transmission outperforms its non-orthogonal counterpart when S and H are highly correlated (small p). This indicates that the correlation between S and H is exploited at the destination. In contrast, when the correlation between S and H decreases (larger p), the advantage of orthogonal transmission over non-orthogonal transmission concerning the outage performance disappears. However, with the same p , the same diversity gain can be observed in the outage curves with either orthogonal or non-orthogonal transmission.

Fig. 9 plots the outage probabilities with different shadowing parameters $m_1 (= m_2)$. The shadowing parameter value significantly affects the outage performance, both in the highly correlated case ($p = 0.001$) and the independent case ($p = 0.5$). However, the decline in the outage curves (equivalent to diversity gain) is not affected by the value of shadowing parameter $m_1 (= m_2)$. Fig. 9 also shows that the Monte Carlo simulation results are in excellent

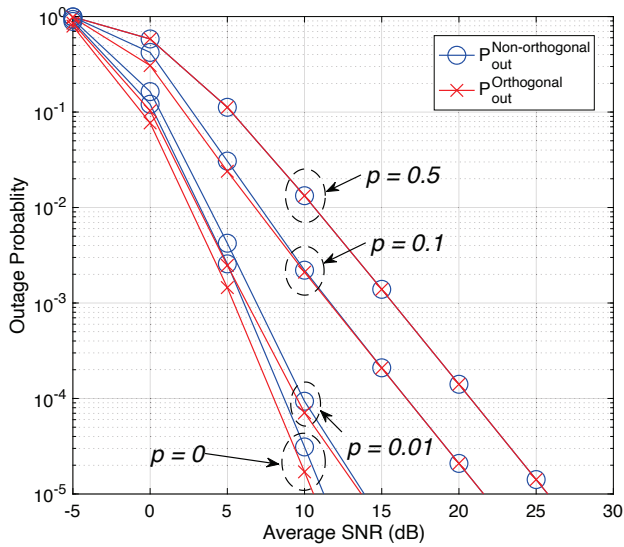


Fig. 8: Comparison between the outage probabilities of orthogonal and non-orthogonal transmission. $\bar{\gamma}_1 = \bar{\gamma}_2$, $m_1 = m_2 = 3$, $\kappa_1 = \kappa_2 = 2$, and $\mu_1 = \mu_2 = 2$.

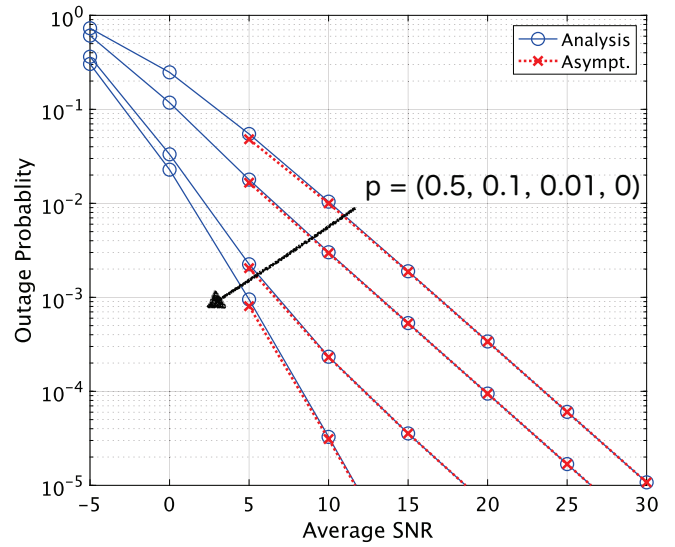


Fig. 10: Comparison of outage probabilities of analytical results and asymptotic results where $\bar{\gamma}_1 = \bar{\gamma}_2$, $\kappa_1 = \kappa_2 = 1$, $\mu_1 = \mu_2 = 1.5$, and $m_1 = m_2 = 2$.

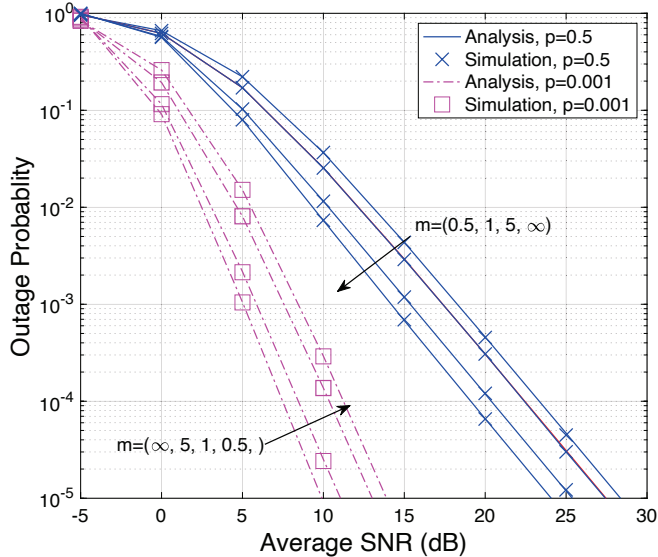


Fig. 9: Outage probability versus average SNR with parameter $m = m_1 = m_2$. $\kappa_1 = \kappa_2 = 1.5$, and $\mu_1 = \mu_2 = 2$.

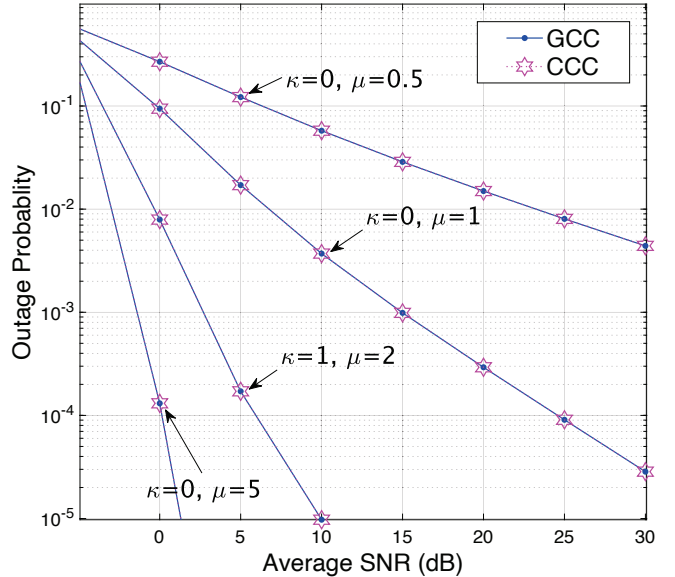


Fig. 11: Comparison of the outage probability with GCC and CCC. $\hat{R} = 0.5$, $p = 0.01$, $\bar{\gamma}_1 = \bar{\gamma}_2$, $m = m_1 = m_2 = \infty$, $\kappa = \kappa_1 = \kappa_2$, and $\mu = \mu_1 = \mu_2$.

agreement with the analytical derivations. The simulations for the integrals in (16) and (17) are implemented by evaluating the integral function with a large number of shadowed κ - μ distributed random points and averaging.

Fig. 10 shows the outage curves of analytical results based on (16) and (17) and asymptotic results based on (18). We infer from these results that the asymptotic outage behaviour and the analytical results are in good agreement in the high SNR region. It is also found from Fig. 10 that in the multipath clusters case ($\mu > 1$), more than second-order diversity is achieved when the information sequences between S and D are fully correlated ($p = 0$).

Figs. 11 and 12 compare the outage probabilities in (16) and (17) derived with GCC, and those in (25) and (26) derived with CCC. The total coding efficiency \hat{R} is set as $\hat{R} = 0.5$ in Fig. 11 and $\hat{R} = 5$ in Fig. 12. It is found that, the difference between the GCC based and the CCC based outage performance is negligible in Fig. 11. This is because the smaller value of \hat{R} (equivalent to lower spectrum efficiency or lower source rate) results in lower outage probability. Therefore, the effect of the differences between GCC and CCC on the outage probability is negligibly small. In contrast, when the value

of \hat{R} is larger (equivalent to higher spectrum efficiency or higher source rate), which results in higher outage probability, the significant difference can be observed between the GCC and CCC based outage performances as shown in Fig. 12, especially in the high SNR region. This result is consistent with the capacity tendency shown in Fig. 7.

Fig. 13 illustrates the outage performance curves versus the power allocation ratio α with different flipping probability p . The x -axis indicates the ratio α of the transmit power allocated to S. The total transmit power is set at 10 dB with the noise variation being normalized to the unity. The computational granularity for the optimal power allocation is 1% of α in the numerical calculation. We understand from Fig. 13 that if the information sequences of S and H are fully correlated ($p = 0$), the lowest outage probability can be achieved when the transmit power is equally allocated to both S and H. It can also be found that the optimal ratio α achieving the minimum outage probability becomes large, as the value of p increases. This is reasonable because when the help provided by H becomes

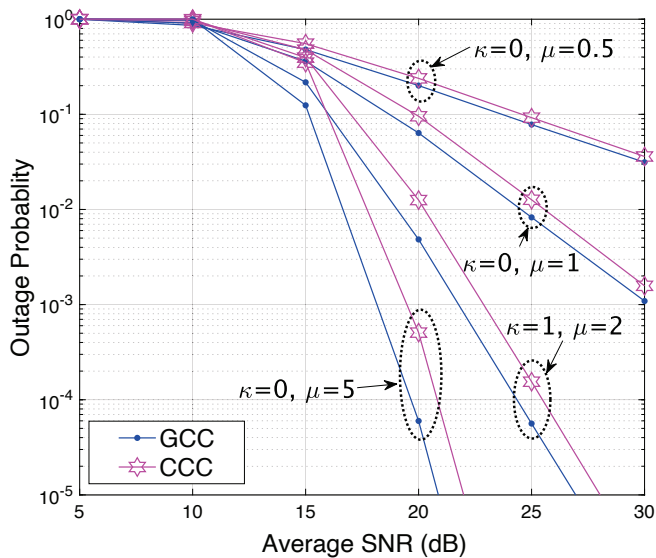


Fig. 12: Comparison of the outage probability with GCC and CCC. $\bar{R} = 5$, $p = 0.01$, $\bar{\gamma}_1 = \bar{\gamma}_2$, $m = m_1 = m_2 = \infty$, $\kappa = \kappa_1 = \kappa_2$, and $\mu = \mu_1 = \mu_2$.

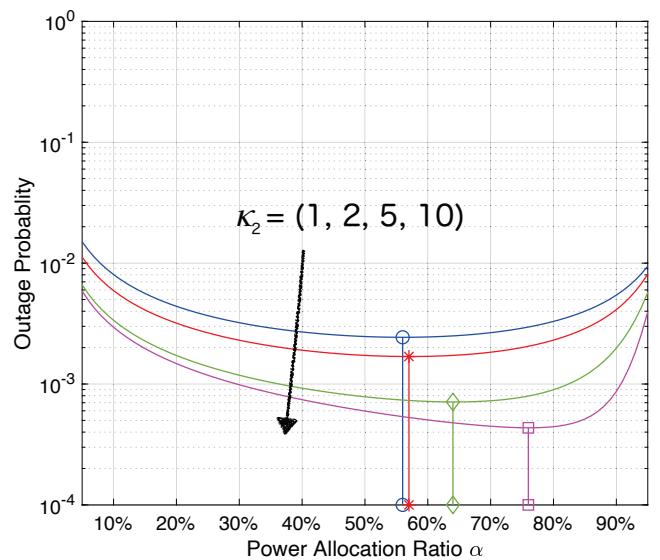


Fig. 14: Optimal power allocation for minimizing the outage probability with different κ_2 , where $\bar{\gamma}_1 = \bar{\gamma}_2$, $\kappa_1 = 1$, $\mu_1 = \mu_2 = 1$, and $p = 0.001$.

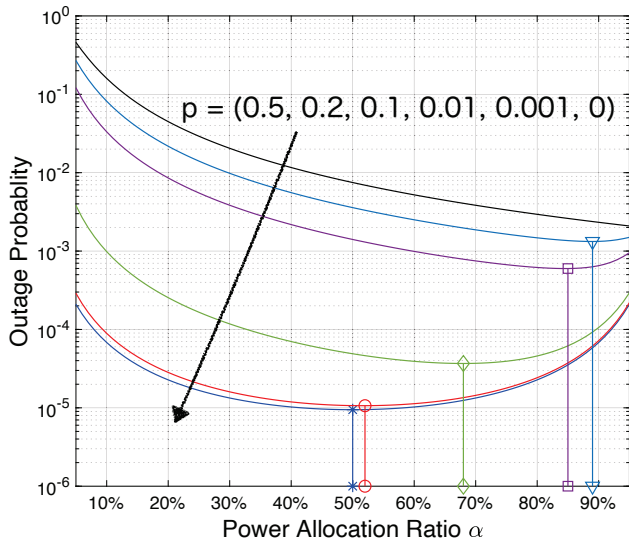


Fig. 13: Optimal power allocation for minimizing the outage probability with different p , where $\bar{\gamma}_1 = \bar{\gamma}_2$, $\kappa_1 = \kappa_2 = 1$, and $\mu_1 = \mu_2 = 2$.

less useful we should assign more power to S. When S and H are independent ($p = 0.5$), all the transmit power should be assigned to S.

Fig. 14 shows the outage probability versus the power allocation ratio α , with κ_2 as a parameter. We find that the optimal α , that achieves the smallest outage probability increases with increasing κ_2 value. This indicates that a large dominant component power ratio in H-D channel expands the effects of errors, since S and H are not fully correlated ($S \neq H$ with probability $p = 0.001$). Namely, assigning more power to H can not help to improve the outage performance. In contrast, in this case, it is more effective to assign more power to S other than to H.

5 Conclusions

In this study, we have analysed the outage probability of the one-source-with-one-helper transmission over block shadowed κ - μ fading MAC. The exact expression for the outage probability upper

bound has been derived, and the closed-form outage expression has also been obtained through a reasonable high-SNR approximation. We have found that the difference between the CCC-based outage probability and the GCC-based outage probability is very minor with low spectrum efficiency or source rate. In contrast, such difference become significant when the spectrum efficiency or source rate becomes high. It has also been found that the outage performance of the orthogonal transmission is superior compared to its non-orthogonal counterpart with high correlation between the source and the helper. Shadowing affects the outage performance significantly, regardless of the correlation between the source and the helper; however, the shadowing does not affect the diversity gain, as shown in the outage curves. The accuracy of the analytical results has been verified by a series of Monte Carlo simulations. The optimal power allocation has also been analysed with fixed total power. The analytical results indicate that the lower outage probability can not always be achieved by increasing the ratio of power allocated to the helper, even if the ratio of the dominant component in the helper-destination channel is high.

Since the lossless coding is not always a mandatory requirement in some decision-making systems, and the distortion is accepted with a specific distortion level as a quality-of-service requirement, the rate-distortion and outage probability analyses for Wyner-Ziv systems are promising research topics for our further study.

6 References

- Shin, S., Kwon, T.: 'A privacy-preserving authentication, authorization, and key agreement scheme for wireless sensor networks in 5G-integrated internet of things', *IEEE Access*, 2020, **8**, pp. 67555–67571
- Bourdoux, A., Barreto, A.N., v. Liempd, B., et al.: '6G white paper on localization and sensing', *arXiv:200601779 [eessSY]*, 2020.
- Ciuonzoand, D., Rossi, P.S.: 'Data Fusion in Wireless Sensor Networks: A statistical signal processing perspective'. (London, UK: IET, 2019)
- Matsuta, T., Uyematsu, T.: 'Coding theorems for asynchronous Slepian-Wolf coding systems', *IEEE Trans Inform Theory*, 2020, **66**, (8), pp. 4774–4795
- Cover, T.M., Thomas, J.A.: 'Elements of Information Theory'. 2nd ed. (Hoboken, USA: John Wiley & Sons, Inc., 2006)
- Wan, D., Wen, M., Ji, F., Yu, H., Chen, F.: 'Non-orthogonal multiple access for cooperative communications: Challenges, opportunities, and trends', *IEEE Wireless Commun Mag*, 2018, **25**, (2), pp. 109–117
- He, J., Hussain, I., Juntti, M., et al.: 'End-to-end outage probability analysis for multi-source multi-relay systems'. In: Proc. IEEE Int. Conf. Commun. (Kuala Lumpur, 2016, pp. 1–6)
- Bross, S.I., Laufer, Y.: 'Sending a bivariate gaussian source over a gaussian mac with unidirectional conferencing encoders', *IEEE Trans Inform Theory*, 2016, **62**, (3), pp. 1296–1311

- 9 Padakandla, A.: 'Communicating correlated sources over MAC and interference channels I: Separation-based schemes', *IEEE Trans Inform Theory*, 2020, **66**, (7), pp. 4104–4128
- 10 Padakandla, A.: 'Communicating correlated sources over MAC and interference channels II: Joint source-channel coding', *IEEE Trans Inform Theory*, 2021, **67**, (6), pp. 3847–3872
- 11 Zhou, X., He, X., Juntti, M., et al. 'Outage probability of correlated binary source transmission over fading multiple access channels'. In: Proc. IEEE Works. on Sign. Proc. Adv. in Wirel. Comms. (Stockholm, Sweden, 2015. pp. 96–100)
- 12 He, J., Tervo, V., Qian, S., et al.: 'Performance analysis of lossy decode-and-forward for non-orthogonal MARCS', *IEEE Trans Wireless Commun*, 2018, **17**, (3), pp. 1545–1558
- 13 Song, S., Cheng, M., He, J., et al.: 'Outage probability of one-source-with-one-helper sensor systems in block rayleigh fading multiple access channels', *IEEE Sensors J*, 2021, **21**, (2), pp. 2140–2148
- 14 Song, S., He, J., Matsumoto, T.: 'Rate-distortion and outage probability analyses of wyner-ziv systems over multiple access channels', *IEEE Trans Commun*, 2021, **69**, (9), pp. 5807–5816
- 15 Cotton, S.L.: 'Human body shadowing in cellular device-to-device communications: Channel modeling using the shadowed κ - μ fading model', *IEEE J Select Areas Commun*, 2015, **33**, (1), pp. 111–119
- 16 Zeng, J., Lv, T., Liu, R.P., Su, X., Guo, Y.J., Beaulieu, N.C.: 'Enabling ultrareliable and low-latency communications under shadow fading by massive MU-MIMO', *IEEE Internet of Things Journal*, 2020, **7**, (1), pp. 234–246
- 17 Paris, J.F.: 'Statistical characterization of κ - μ shadowed fading', *IEEE Trans Veh Technol*, 2014, **63**, (2), pp. 518–526
- 18 Yacoub, M.D.: 'The κ - μ distribution and the η - μ distribution', *IEEE Antennas Propagat Mag*, 2007, **49**, (1), pp. 68–81
- 19 Chun, Y.J., Cotton, S.L., Dhillon, H.S., et al.: 'A comprehensive analysis of 5G heterogeneous cellular systems operating over κ - μ shadowed fading channels', *IEEE Trans Wireless Commun*, 2017, **16**, (11), pp. 6995–7010
- 20 Kumar, S., Kalyani, S.: 'Outage probability and rate for κ - μ shadowed fading in interference limited scenario', *IEEE Trans Wireless Commun*, 2017, **16**, (12), pp. 8289–8304
- 21 Bhatnagar, M.R.: 'On the sum of correlated squared $\kappa - \mu$ shadowed random variables and its application to performance analysis of mrc', *IEEE Trans Veh Technol*, 2015, **64**, (6), pp. 2678–2684
- 22 Zhang, J., Chen, X., Peppas, K.P., Li, X., Liu, Y.: 'On high-order capacity statistics of spectrum aggregation systems over $\kappa - \mu$ and $\kappa - \mu$ shadowed fading channels', *IEEE Trans Commun*, 2017, **65**, (2), pp. 935–944
- 23 Li, X., Li, J., Li, L., Jin, J., Zhang, J., Zhang, D.: 'Effective rate of miso systems over $\kappa - \mu$ shadowed fading channels', *IEEE Access*, 2017, **5**, pp. 10605–10611
- 24 ElHalawany, B.M., Jameel, F., da Costa, D.B., Dias, U.S., Wu, K.: 'Performance analysis of downlink noma systems over κ - μ shadowed fading channels', *IEEE Trans Veh Technol*, 2020, **69**, (1), pp. 1046–1050
- 25 Yang, J., Wu, X., Peppas, K.P., Mathiopoulos, P.T.: 'Capacity analysis of power beacon-assisted energy harvesting MIMO system over $\kappa - \mu$ shadowed fading channels', *IEEE Trans Veh Technol*, 2021, **70**, (11), pp. 11869–11880
- 26 Liu, S., Wang, J., Bao, J., et al.: 'Optimized SCMA codebook design by QAM constellation segmentation with maximized MED', *IEEE Access*, 2018, **6**, pp. 63232–63242
- 27 Qian, S., Zhou, X., He, X., et al.: 'Performance analysis for lossy-forward relaying over Nakagami- m fading channels', *IEEE Trans Veh Technol*, 2017, **66**, (11), pp. 10035–10043
- 28 He, J., Tervo, V., Zhou, X., He, X., Qian, S., Cheng, M., et al.: 'A tutorial on lossy forwarding cooperative relaying', *IEEE Communications Surveys and Tutorials*, 2019, **21**, (1), pp. 66–87
- 29 Moreno-Pozas, L., Lopez-Martinez, F.J., Paris, J.F., et al.: 'The κ - μ shadowed fading model: Unifying the κ - μ and η - μ distributions', *IEEE Trans Veh Technol*, 2016, **65**, (12), pp. 9630–9641
- 30 Gradshteyn, I.S., Ryzhik, I.M.: 'Table of Integrals, Series, and Products'. Eighth ed. (Cambridge, USA: Academic Press, 2014)
- 31 Lopez-Martinez, F.J., Paris, J.F., Romero-Jerez, J.M.: 'The κ - μ shadowed fading model with integer fading parameters', *IEEE Trans Veh Technol*, 2017, **66**, (9), pp. 7653–7662
- 32 Garcia-Frias, J., Zhao, Y.: 'Near-Shannon/Slepian-Wolf performance for unknown correlated sources over AWGN channels', *IEEE Trans Commun*, 2005, **53**, (4), pp. 555–559
- 33 Zhou, X., Cheng, M., He, X., et al.: 'Exact and approximated outage probability analyses for decode-and-forward relaying system allowing intra-link errors', *IEEE Trans Wireless Commun*, 2014, **13**, (12), pp. 7062–7071
- 34 Cheng, M., Lin, W., Matsumoto, T.: 'Down-link NOMA with successive refinement for binary symmetric source transmission', *IEEE Trans Commun*, 2020, **68**, (12), pp. 7927–7937
- 35 Shampine, L.F.: 'Matlab program for quadrature in 2D', *EURASIP J Applied Mathematics and Computation*, 2008, **202**, (1), pp. 266–274
- 36 Qian, S., He, J., Juntti, M., et al.: 'Fading correlations for wireless cooperative communications: Diversity and coding gains', *IEEE Access*, 2017, **5**, pp. 8001–8016
- 37 Wang, Z., Giannakis, G.B.: 'A simple and general parameterization quantifying refinement in fading channels', *IEEE Trans Commun*, 2003, **51**, (8), pp. 1389–1398